



Milwaukee



M12 M18

Nothing but **HEAVY DUTY**

MILWAUKEE TOOL

Milwaukee Electric Tool Corporation
 BROOKFIELD, WI 53005
 USA
 Tel: +1 (262) 781-3600 • Fax: +1 (262) 790-6333

Milwaukee Asia Office
 29/F, Tower 2, Kowloon Commerce Centre,
 51 Kwai Cheong Road, Kwai Chung, Hong Kong
 Tel: +852-2492-2181 • Fax: +852-2490-4778

Distributed by:


14/12/2020

All data incl. service and warranty conditions as well as product range are subject to change without notice. Pictures not binding. No liability for printing errors or mistakes. © 2020 Milwaukee Electric Tool Corporation. All trademarks are owned by Techtronic Cordless GP unless otherwise stated.


www.milwaukeetool.asia

Milwaukee

M18 FUEL
 DRIVEN TO OUTPERFORM.



REDLINK PLUS™
 INTELLIGENCE



POWERSTATE™
 BRUSHLESS MOTOR



REDLITHIUM™-ION
 BATTERY PACK

M18 FSZ
M18 FUEL
SAWZALL

FASTER
 CUTTING

MORE
DURABLE

LIGHTER
WEIGHT
 LESS FATIGUE



DRIVEN TO OUTPERFORM.

M18 FUEL is engineered for the most demanding tradesmen in the world. Delivering unrivaled performance in a compact structure, all M18 FUEL products feature three MILWAUKEE exclusive innovations - the POWERSTATE Brushless Motor, REDLITHIUM-ION Battery Pack and REDLINK PLUS Intelligence Hardware and Software - that deliver unmatched power, run-time and durability.

M18 FUEL

TOOL FREE QUIK-LOK BLADE CHANGE

Allows for quick and easy blade changes

PIVOTING SHOE

Maintains contact with material for cleaner cuts

MORE DURABLE BLADE CHANGE

Wear resistant, anti-corrosion blade clamp

EXTENDABLE SHOE

Extends the life of the blade and allows better access when a shorter blade length is desired



VARIABLE SPEED TRIGGER

Up to 3000 SPM for fast cuts

REDLITHIUM-ION BATTERY PACK

Superior pack construction, run time and work per charge over life

METAL REINFORCED BATTERY RAIL

Improves durability of the battery connection housing


M18 FUEL SAWZALL

FASTER CUTTING



- Superior in class cutting performance
- 32mm stroke length
- 3000 SPM

MORE DURABLE



- Longer component life

LIGHTER WEIGHT, LESS FATIGUE



- Over 0.3 kg lighter than previous generation



SPECIFICATIONS

DESCRIPTION	SPECIFICATIONS	
Max. Cutting Depth	Soft Wood	300 mm
	Steel	20 mm
	Aluminum	25 mm
	Non-ferrous Metal	25 mm
	Metal Pipe	150 mm

DESCRIPTION	SPECIFICATIONS
SPM	0-3000
Stroke Length	32 mm
LED Light	Yes
Rafter Hang Hook	Yes
Weight (w/5.0Ah Battery)	3.8 kg